



National  
Satellite  
Resources  
Technology  
Washington, D.C.

**Fr:** R. B. Murphy, Director, NSRT  
**To:** AMAZON Expedition Field Agent

## EXPEDITION INSTRUCTIONS

While you are in the field, contact with NSRT experts will be intermittent at best. Contact with the native peoples and animals of the Amazon is to be expected and, we might add, feared. The following instructions should be utilized consistently. NSRT will have no liability in the event of psychological harm, bodily injury, or death.

### INITIALIZING THE EXPEDITION: Technical Instructions

#### Phase I: Loading AMAZON

See insert for loading instructions.

#### Phase II: Identifying Your Expertise

You will be asked to identify your level of expertise. Please use one of these three classifications:

**Novice:** A capable, trained field agent. (One of our Novices spent three months in the Yukon searching for signs of an allegedly extinct species of bear reported on the ram-page. A small plane ferrying him into the region crash-landed and burned, leaving him with down garments, a magnifying glass, a Peregrine falcon, and a hunting knife. He survived, and the bear is now in captivity.)

**Seasoned Explorer:** An exceptionally qualified explorer. (A Seasoned Explorer para-chuted into the southeasternmost portion of the Devil's Triangle, searching for a doc-umented but unseen island at approximately 60°W, 25° N, near the Tropic of Cancer. After days in a rubber raft, he sighted the island, landed, and discovered a cache of moon rocks presumably lost by the Soviets.)

**Expedition Leader:** The pinnacle of expertise, with proven mental, diplomatic, and physical prowess. (Upon conquering Everest for the second time in 1973, our most infamous Expedition Leader descended into the country of Sikkim, made her way into the inner circles of the monarchy in Gangtok, and was retained to investigate alleged drug rings sponsored by foreign governments. She left in 1975 when the country was absorbed by India.)

### **Phase III: Starting and Conducting the Mission**

The AMAZON mission is now ready to begin. Consult the instructions on Mission Protocol and Address (attached) for information on how to conduct the mission communications. You may also choose from any of three special commands, which may be used at any time during the game.

#### **A. Create**

At any time in the mission, create a Save Disk for use in periodically storing data about your field position. In the event of a terminal accident, you may use the Save Disk to return to your previous position and resume the mission from there. (See instructions for the commands SAVE and RESTORE, below.)

##### **To create your Save Disk:**

1. Enter **CREATE** and follow the instructions on the screen.

Beware: The program will erase any contents of a disk that is being formatted as a Save Disk.

2. The disk drive light will go off when formatting is complete. Remove your Save Disk and reinsert the game disk. You are ready to continue with the mission.

#### **B. Save**

For all but the most skilled of Expedition Leaders, the use of a Save Disk is advised. If at any point in the mission you feel your life is in danger, save your field position before proceeding. You will be able to return to that position—and rectify your mistakes—if you are unable to escape death. (See “RESTORE,” following.) Without a save disk, your only choice would be to start the mission over. The program will save up to ten positions. You may identify each position as you choose.

##### **To save your field position at any point:**

1. Enter **SAVE** and follow the instructions on the screen.
2. You will be instructed to select the number of the next available position and name the location (up to ten characters).
3. Follow the instructions on the screen to resume the mission.

#### **C. Restore**

At any time you may return to a field position to your Save Disk. This is useful in two instances.

##### **1. In the event of a fatality**

- a. The computer will ask if you wish to play again. Follow the instructions on the screen.
- b. Enter **RESTORE** and follow instructions, selecting a field position from your Save Disk.
- c. The program will bring you to the position you chose, and you may continue from there.

##### **2. If you wish to resume an unfinished mission**

- a. Load AMAZON as usual.
- b. Enter **RESTORE** and follow the instructions on the screen, selecting the field position you wish from your Save Disk.
- c. The program will bring you to the position you chose, and you may continue from there.

# NSRT

National  
Satellite  
Resources  
Technology  
Washington, D.C.

**Fr:** R. B. Murphy, Director, NSRT  
**To:** AMAZON Expedition Field Agent

## MISSION PROTOCOL AND ADDRESS

### I. General Communiques

When communicating with AMAZON, it is important to remember that AMAZON can use more words when informing you than you can use when instructing it. Consult the following word list to see what words AMAZON understands.

AMAZON responds to succinct, precise commands. A verb (**FEED, SEARCH, TAKE**) should always start the command; and a noun, whether a person, a place, or a thing (**PACO, OFFICE, BOOK**), should follow the verb.

**FEED PACO**

**SEARCH OFFICE**

**TAKE BOOK**

If you like, you may use **THE** before a noun: (**TAKE THE BOOK**).

You should separate multiple nouns from each other using a comma or **AND**, such as:

**TAKE THE BOOK AND THE LETTER.**

**TAKE THE BOOK, THE LETTER, AND THE BOX.**

**TAKE BOOK, LETTER, AND BOX.**

**TAKE BOOK, LETTER, BOX.**

It is not necessary to end a command with a period.

You may include several separate actions in one command, but you must separate each action by a comma or the word **THEN**. For example:

**TAKE THE BOOK THEN READ THE BOOK.**

**TAKE THE BOOK, OPEN THE BOOK, THEN READ THE BOOK.**

**SEARCH THE DESK, THE BOX, AND THE BIRDCAGE, THEN CLOSE THE DOOR.**

Commands should not be over two typed lines in length. If longer commands are necessary, separate commands into logical sequence and press **RETURN** between them.

### II. Improper Commands

Commands that make no sense to AMAZON, that are impossible under the circumstances, that utilize objects not present at the time, or that use unknown words, will elicit one of several responses. Should you encounter such a response, try a different phrase.

### III. Communicating with Others

Except when entering NSRT Headquarters or with the Kemani, you cannot speak unless you are spoken to first. Converse with others by entering your remark as you would any other command: **HELLO** (Unnecessary: **"HELLO"** or **SAY HELLO.**)

### IV. Giving Directions and Exploring

Commands for moving in any particular direction may be given in several ways. Specify directions as full sentences (**GO NORTH**), as directions (**SOUTH**), or as abbreviations (**S, N, W, E**). **UP** and **DOWN** may be abbreviated **U** and **D**.

When you come to a place you'd like to explore, enter **LOOK** for a description of your surroundings. For further details about any particular item, enter **INSPECT** (name of item) or **EXAMINE** (item).

### V. Taking Inventory and Telling Time

It would be wise to check your belongings from time to time, especially when you feel you might have lost—or might soon lose—some of them. You also ought to inspect any new acquisition. Enter **INVENTORY** for a complete listing of your possessions, and, for a description of any chosen item, enter **INSPECT** (item) or **EXAMINE** (item).

While exploring the Lost City of Chak, you may learn how quickly the day is passing by entering **TIME**.

## **Phase IV: Emergency Procedures**

### **A. Laser Defense Mechanism (LDM)**

Our reports from the earlier Amazon expedition confirm that a warrior tribe, the Huni, feared throughout the region and known for unspeakable atrocities to their victims, zealously guards the Lost City of Chak and its surrounding terrain. Any intruders are attacked by night. The expedition team reported utilizing to the fullest their camp defense kits, in particular the laser defense mechanism (LASER). Thus I urgently advise that any foray you make into the Lost City be concluded by dusk, so you may execute complete peripheral defenses before nightfall.

### **B. Restarting the Mission**

To return to the beginning at any point, enter **RESTART**.

**NOTICE TO ALL NSRT STAFF:**

This software product is copyrighted and all rights are reserved by TELARIUM CORP. The distribution and sale of this product are intended for the use of the original purchaser only and for use only on the computer system specified. Lawful users of this program are hereby licensed only to read the program from its medium into memory of a computer for the purpose of executing this program. Copying, duplicating, selling or otherwise distributing this product is hereby expressly forbidden.

Computer on package cover courtesy of Grid Computer.

AMAZON computer program is a trademark of TELARIUM CORP.

© 1984 TELARIUM CORP., One Kendall Sq., Cambridge, MA 02139  
(617) 494-1224

**Warranty**

If this product should fail to work for any reason during the first 30 days following purchase, return it to the dealer from whom it was purchased for a free replacement. If it should fail to work after the first 30 days, mail it to us at the address below. If it has been physically damaged, you will be charged five dollars for a replacement.

**WARRANTY**

% Customer Service  
TELARIUM CORP.  
One Kendall Square  
Cambridge, MA 02139  
(617) 494-1224

## **NSRT FIELD PARTY REGULATIONS**

### **NSRT FIELD EQUIPMENT PACKS**

All Field Parties are equipped with everything they will need for field work. It is the responsibility of the Field Parties to thoroughly inventory and examine their equipment!

### **USE OF THE NSRT FIELD COMPUTER**

All Field Parties are provided with a portable computer for use in communicating with NSRT Base.

After turning on the computer, an Input Code will be required to open transmission.

Each Field party will be informed of their Standard Input Code, and their Emergency Input Code. Standard Codes can be used at any time favorable for satellite transmission. Emergency Codes should be used only during emergencies.

Field Parties should make a note of their respective codes.

### **NSRT CODED FIELD MAP COORDINATES**

All NSRT Field Maps are security coded for transmitting data coordinates to field operatives by satellite.

Rules for Coordinate Transmission via computer are as follows:

1. X Coordinate is always two letters (i.e., TB) and Y Coordinate is always a letter and a number (i.e., T5).
2. X Coordinate is always transmitted first (example: TB, T5).
3. Field operatives should always make a note of their location.
4. In situations where field operatives may be experiencing trouble determining their location, NSRT will transmit map coordinates at a rapid rate to assist the operatives. Remember: NSRT can locate your position anywhere on the surface of the earth within 2 meters.

**SECRET TOP**

TOP SECRET

# HOST FIELD PARTY REGULATIONS

## HOST FIELD PARTY REGULATIONS

The Host Field Party is an organized unit, consisting of personnel assigned to the field party. It is the responsibility of the Host Field Party to maintain a ready and efficient field organization.

## USE OF THE HOST FIELD COMPUTER

All Host Field Parties are provided with a portable computer for use in communicating with HOST.

After logging on the computer, an input Code will be required to open transmission.

Each Field Party will be assigned a Host Field Party Code. This code is used to identify the Field Party to the Host Field Party. The code should be used only when necessary.

## HOST FIELD PARTY MAP COORDINATES

All Host Field Parties are required to maintain a map of the area in which they are operating. The map should show the location of the Field Party and the location of the Host Field Party.

Rules for Coordinates Transmission are as follows:

1. X Coordinate is always two letters (e.g., TH and Y Coordinate is always a letter and a number (e.g., 12).

2. X Coordinate is always transmitted first. Example: TH 12.

3. Field Parties should always make a note of their location.


4. In situations where field operations may be exposed, Host Field Parties should determine their location. Host Field Parties will transmit map coordinates at a rapid rate to assist the operations. Remember, HOST can locate your position anywhere on the surface of the earth within 2 meters.

Washington, D.C.

## STRATEGIC NOTES

One general hint: If you form an association with Paco the Parrot, ask his help by entering **PACO**. In many situations, Paco can assist enormously.












44-1571-1000


















※







a      b      c      d      e      f      g

h      i      j      k      l      m

n      o      p      q      r      s      t

u      v      w      x      y      z

## WORDLIST

**NOTE:** Frequently used commands are listed in **boldface**.

### VERBS

Activate	Count	Fly	Kiss	Read	Speak
Ask	Cross	Freeze	Leave	Remove	Spill
Attack	Dig	Get	Lift	Repair	Start
Avoid	Drag	Give	<b>Look (L)</b>	Rest	Stop
Be	Drop	Go	Need	Run	Switch
Be at	Dump	Help	Offer	Search	Take
Begin	Eat	Hit	Open	Seek	Talk
Board	Empty	Hop	Pay	Shoot	Touch
Bribe	<b>Enter</b>	Hurt	Point	Show	Turn
Buy	Examine	Inflate	Press	Shut	Uncover
Call	Exit	Insert	Pry	Sit	Undrape
Carry	Feed	<b>Inspect</b>	Pull	Sleep	Use
Climb	Find	<b>Inventory</b>	Purchase	Smell	Wait
Close	Fire	Jump	Push	Smile	Want
Come	Fix	Kill	Put	Sniff	Wear

### NOUNS

Air	Cigarettes	Friend	London	Pits	Stairs
Airplane	Cigs	Fruit	Los Angeles	Plane	Start
Amazon	Codebook	Glimmer	Man	Police	Stash
Anaconda	Coin	Goggles	Medicine	Raft	Statue
Antenna	Coins	Gold	Merchant	Rations	Stone
Backpack	Computer	Ground	Mgubu	Refrigerator	Stones
Batteries	Cop	Gun	Miami	Rifle	Tent
Beginner	Courtesy	Helicopter	Mines	Rio	Tents
Belt	Cupboard	Hole	Money	River	Throne
Birdcage	Customs	Hotel	Nairobi	Rock	Ticket
Boat	Cuzco	Houston	Note	Rocks	<b>Time</b>
Bones	Desk	Institute	Notebook	Rope	Tokyo
Book	Destination	Jacket	Novice	Rubble	Tree
Booth	Director	Jet	Office	Scrap	Trees
Box	Drape	Kemani	Officer	Shelves	Trip
Bribe	Drawer	Kit	Pack	Shovel	Tube
Cage	Envelope	Lamp	<b>Paco</b>	Skeleton	Vines
Camp	Explorer	Laser	Paper	Skull	Wall
Carton	Flight	Leader	Parka	Slabs	Walls
Cash	Floor	Letter	Parrot	Smell	Water
Cave	Food	Lever	Peru	Smile	
Chopper	Fridge	Lock	Pit	Snake	

### DIRECTIONS

Away	East, E	Out
Below	In	South, S
Descend	Inside	Up, U
Down, D	North, N	West, W

### MISCELLANEOUS

Friendly	Okay (OK)	Restart
Hello, Hi	Off	Still
No	On	Then
Nothing	Quiet	Trip
		Yes

## **Amazon Expedition Ends In Death**

**Scientists and Support Crew Perish in Failed Archaeological Trek**

Cajun, Louisiana, UPI:

Eleven members of an archaeological expedition sponsored by the University of Tropicale in Cajun, Louisiana, have died in their attempt to reach the Lost City of Chak in the South American Amazon jungle. A twelfth member has survived with multiple critical injuries. The expedition was in its fourth month of a quest designed to take a full year to complete.

The US scientific team was headed by Dr. Nobel Savage, Professor of Anthropology at the University of Tropicale. His hand-picked team of five scientists and six support crew members was making its third

attempt to reach the Lost City of Chak. The surviving team member, Dr. Basil Hykem, also with the University's Department of Anthropology, is in the care of the Rio de Janeiro General Hospital. Word on his condition has not been received, and an interview has not been permitted.

Last words from the expeditionary force were received in a radio transmission last Tuesday from Dr. Hykem to the Archaeological Center at the University. The transmission, however, was garbled and incomplete. Apparently, Dr. Hykem had witnessed the tragedy that beset the expedition, and is believed to have been assaulted during the transmission.

A radio transmission earlier in the week, from Savage to his wife, Dr. Felicity Jones-Savage, spoke of progress and elation on the part of the team.

"He said there was light at the end of the tunnel," reported Dr. Savage-Jones, "meaning they had apparently reached the first signs of the Lost City, and were about to entrench for the long haul."

The Lost City of Chak has yet to be reached and photographed by a modern expeditionary force. Legend holds that the ancient emerald mines near the city hold a rare form of emerald needed for the development of top secret materials for national defense. The Lost City has been the object of numerous attempts to brave the intense Amazon climate.

